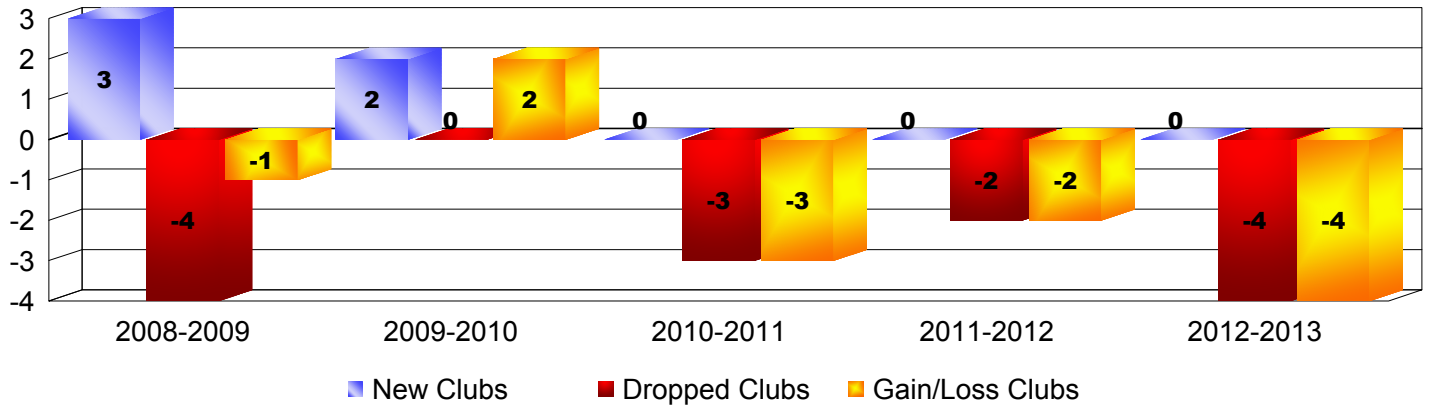
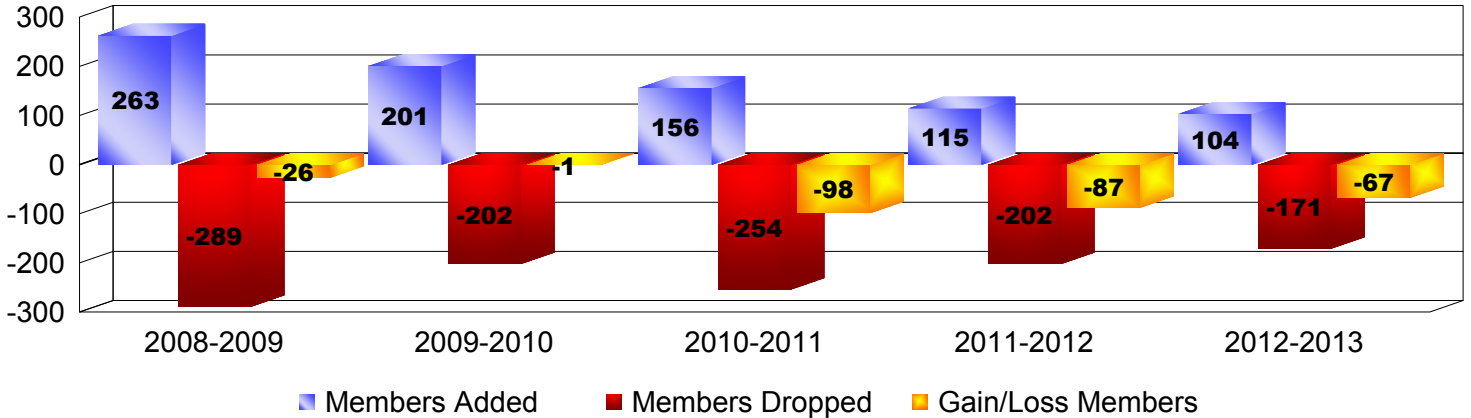


Year	New Clubs	Dropped Clubs	Gain/Loss Clubs	New Members	Charter Members	Reinstate Members	Transfer Members	Total Member Added	Total Members Dropped	Gain/Loss Members
2008-2009	3	-4	-1	152	76	6	29	263	-289	-26
2009-2010	2	0	2	133	58	4	6	201	-202	-1
2010-2011	0	-3	-3	118	0	1	37	156	-254	-98
2011-2012	0	-2	-2	91	0	12	12	115	-202	-87
2012-2013	0	-4	-4	84	1	5	14	104	-171	-67
Average	1	-3	-2	116	27	6	20	168	-224	-56

Clubs

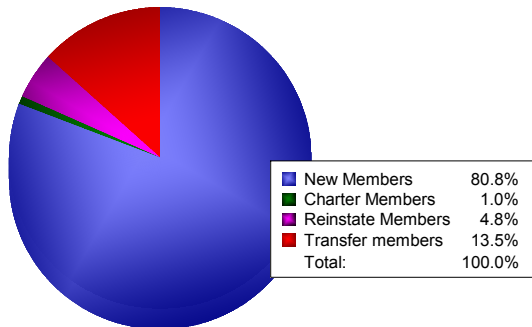


Members



Membership Composition

June 2013 Cumulative



Gender Comparison

June 2013 Cumulative

